



Care your concern



## The World-class Quality Medical Pumps

Build Quality , Build Reliability



Sino Medical-Device Technology Co., Ltd.

Add: 6th Floor, Building 15, No.1008, Songbai Road, Nanshan District, Shenzhen, P.R. China

Tel: +86 755 26755692 Fax: +86 755 26755687 Zip: 518055

Http://www.sinomdt.com Email: info@sinomdt.com

Hotline: (+86)4008 860121



Sino Medical-Device Technology Co., Ltd (SINOMDT) located in Shenzhen, is a National high-tech company in China, and famous in medical pumps sector and other medical devices.

SINOMDT invest more than 15% annual revenue and 1/3 of all staff engaged in R&D, has powerful R&D capabilities in the medical devices industry. In the field of medical pumps has been authorized 1 PCT, 5 national invention patents and around twenty utility model and design patents, has more than twenty types of medical pumps, including syringe pumps, infusion pumps, nutrition pumps, infusion monitoring system, and the first infusion station systems in China.

SINOMDT uphold the "Build quality, Build reliability" concept, the goal is to become a world-class medical device manufacturer, the company has passed ISO13485 and ISO9001, a number of products has CE certificate issued by TUV SUD, with an annual output ability to tens of thousands of high-quality medical pump. Up to now, SINOMDT's products have been serving more than 70 countries and regions, and obtain the trust of customers around the world.

SN-50C6  
SN-50C66(R)  
Syringe Pump



SN-50C6T  
SN-50C66T(R)  
Syringe Pump



SN-50F6  
SN-50F66(R)  
Syringe Pump



SN-50T66  
SN-50T66(R)  
Syringe Pump



SN-T1(R)  
SN-T2(R)  
SN-T3  
Syringe pump



SN-1500H(R)  
Infusion pump



SN-2000V(R)  
Infusion pump  
(Half-extrusion)



SN-1600V(R)  
Infusion pump



SN-1800V(R)  
Infusion pump

SN-H10  
Infusion Warmer



SN-600N(R)  
Enteral Nutrition Pump



Infusion Station



SN-M100  
Infusion Monitoring System







Care your concern

# SN-50C6/SN-50C66(R) Syringe Pump

SN-50C66R supports wireless communication function



Easy to use, high quality syringe pump

- Accurate:** Calibrating automatically, compatible with all brands of syringes
- Stable:** Quality parts and rigorous manufacturing process management secure stability
- Convenient:** Openable slider hook accounts for accessible to clamp the syringe plunger
- Smart:** With built-in wireless communication module, provides smart networking and management function (SN-50C66R)

# SN-50C6T/50C66T(R) Syringe Pump

SN-50C66R supports wireless communication function



Weight-mode LCD screen

- 1. Calculating the delivery rate quickly and accurately
- 2. It can be used as SN-50C6 if close the screen

Drug library is optional

Support 14 languages



Syringe status indicator

Indicating the syringe installation and injection status intuitively

Identifying 5/10/20/30/50mL syringe size automatically



Syringe calibration

- 1) Technology of patented invention ensures the injection accuracy for all brands of syringes.
- 2) Calibratable function leads to high degree of accuracy during the whole life cycle of the pump.

Openable slider hook

Easy installation

The above features applicable for all modes of syringe pumps.

RS232 interface, 12V DC interface, Nurse calling interface

Portable structure

Easy-carried



Anti-slip mat at the bottom

Stable to placement

Multi-direction clamp for fixation

Vertical pole installation



Multi-direction clamp for fixation

Horizontal pole installation



Care your concern

## SN-50F6/SN-50F66(R) Syringe Pump

SN-50F66R supports wireless communication function



Easy to use, high quality syringe pump

**Accurate:** Calibrating automatically, compatible with all brands of syringes

**Stable:** Quality parts and rigorous manufacturing process management secure stability

**Convenient:** Openable slider hook accounts for accessible to clamp the syringe plunger

**Energy saving:** Sleeping mode is available to either idle channel

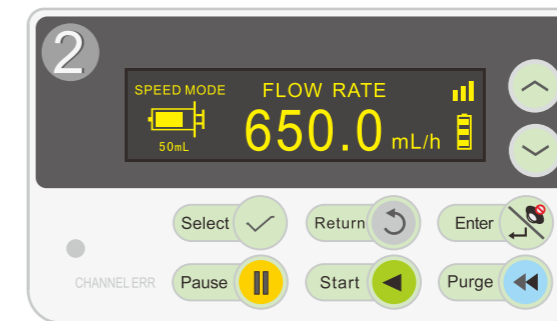
**Smart:** With built-in wireless communication module, provides smart networking and management function (SN-50F66R)

## SN-50T66(R) Syringe Pump

SN-50T66R supports wireless communication function



OLED high definition and brightness display



Providing "Flow Rate" "Time" and "Body Weight Mode"



Idle channel sleeping mode

Saving battery, no interference with the other channel

Multi-direction clamp for fixation

Dual-channel

Dual color design distinguishes the two channels easily



Portable design

Easy-carried

Triple-channel

Syringe and operation panel are located on the same level to provide accessibility.



Care your concern

# SN-T1(R)/T2(R)/T3 Syringe Pump

SN-T2R syringe Pump support wireless connection



Portable design, <500g!

**Portable:** <500g, easy to carry with patient

**Flexible:** Support 5mL/10mL/20mL/30mL/50mL/60mL syringes

**Powerful:** Work in Speed Mode, Time Mode, Body Weight Mode, and option for Drug Library, PCA Function

**Durable:** Battery is more durable for 8 hours

**Intelligent:** Support syringe calibration, support wireless connection

**Safe:** With pressure and displacement sensor, Press-to-Lock keyboard, injection more safe

Easy to install, easy to use



## Small, Light, Portable!



Detachable fixation clamp







Care your concern


# SN-1500H(R) Infusion pump

SN-1500HR supports wireless communication function



## Easy to use, high quality infusion pump

- Elegant:** Horizontal structure, effectively prevent liquid penetration into the pump; it can be fixed on the pole, or placed on the desk.
- Accurate:** Smart pulsation compensation, the actual flow rate is more uniform, the infusion process more comfortable
- Comfortable:** The heating function makes the infusion comfortable and accurate.
- Quiet:** Top quality driving motor, less vibration, lower noise
- Secure:** Dual-CPU monitoring, more secure
- Humanization:** Night working lamp, humanization design
- Convenient:** Four types of infusion mode, convenient for operation.
- Smart:** With built-in wireless communication module, provides smart networking and management function (SN-1500HR)





Care your concern

## SN-1600V(R) Infusion Pump



### Smart SPACE Infusion Pump

**Accurate:** Patent algorithm on smart pulsation compensation, more accurate and stable

**Quiet:** Top quality driving motor, less vibration, lower noise

**Safe:** Dual-CPU monitoring, more secure

**Convenient:** Support speed mode, drip mode

**Endurance:** Battery endurance more than 8 hours (at 25ml/h)

**Smart:** Support wireless communication, smart wireless management (SN-1600VR)

## SN-1800V(R) Infusion Pump



### Smart SPACE Infusion Pump

**Accurate:** Patent algorithm on smart pulsation compensation, more accurate and stable

**Quiet:** Top quality driving motor, less vibration, lower noise

**Safe:** Dual-CPU monitoring, more secure

★ **Powerful:** Support speed mode, drip mode, body weight mode, time mode and infusion plan

**Endurance:** Battery endurance more than 8 hours (at 25ml/h)

**Smart:** Support wireless communication, smart wireless management (SN-1800VR)





Care your concern

## SN-2000V(R) Infusion Pump

Half-extrusion works, the infusion material damage less

**Safe:** Half extrusion works, the infusion material damage less

**Accurate:** Patent algorithm on smart pulsation compensation, more accurate and uniform

**Smart:** Support wireless communication, smart wireless management (SN-2000VR)

**Humane:** Night-time lighting, considerate human design

**Convenient:** Five infusion mode, easy to use

## SN-600N(R) Enteral Nutrition Pump

Transparent pump door, visible infusion process

**Convenient:** Transparent pump door; The cam can be detached for clean

**Compact:** Elegant streamline design, weight only 1.3kg

**Safe:** Status light on top, flow rate can be calibrated, waterproof outlet

**Smart:** Bionic intermittent output, wireless communication, adjustable alarm sounds






## SN-H10 Infusion Warmer



Intelligent control the temperature

**Safe:** CPU control, real-time show temperature, alarm at abnormal, accurate and safe

**Intelligent:** Use 2 set of independent temperture sensor to ensure work safely



## SN-U1 Infusion Stand


Elegant design, stainless steel quality, for High quality stainless steel, beautiful and durable, height adjustable single hand

**Quality:** Stainless steel pipe never rust, and antiaging materials for long service life

**Smart:** Knob for single hand adjust the height of the infusion stand

**Flexible:** Foot wheel with brake function

**Longer:** The lower bracket tube length is longer than the average length



SN-U1  
Infusion Stand




Care your concern

## Infusion Station/Infusion Stand

### Integrate Infusion and Syringe Pumps into One System

- Safe:** Power supplied by one unified power cord, more secure
- Convenient:** Easy to install, convenient for operation and maintenance
- Centralized:** Up to 8 pumps can be installed in one system, save space greatly(4/5/6/7 pumps for option)
- Multi-functional:** With infusion pothook, support different infusion equipments at the same time
- Economical:** compact design, compatible with a variety of infusion supports, significantly reduce the cost



SN-U4A Infusion Station

Light design(Without pumps and stand)



SN-U6/SN-U8 Infusion Station

Elegant design(Without pumps )

## SN-M100 Infusion Monitoring System

### Intelligent Infusion Monitoring System

- Intelligent:** Real-time intelligent monitoring, easy to master infusion state
- Powerful:** Managing up to 500 syringe pumps or infusion pumps at the same time
- Accessible:** Wireless communication, easy access to each patient-bed
- Convenient:** Graphical user interface, easy for remote monitoring

In the past, you have to shuttle in a number of patient-beds from time to time to get the latest infusion state of each pump, but now, you can simply glance at the monitor or the handset, and everything is under your eyes!



Parts of the system: central station, monitor, handset, routing node, syringe pump / infusion pump